



Traffic Index

2021

Created to help you tackle traffic – as a driver, city planner, automaker or policy maker – the TomTom Traffic Index provides detailed insights on live and historic road congestion levels in cities around the world.

You are permitted to use the contents of this document in online, offline and social media and other publication channels for non-commercial purposes with clear reference to TomTom International BV as its main source. You are not permitted to modify, compile, adapt or use any part of this document in any way for commercial purposes without a written agreement from TomTom International BV.

Traffic Index results

2021

Downloaded from: https://www.tomtom.com/en_gb/traffic-index/ranking/...

240 results

FILTERED

Selected countries (31)

Austria, Belgium, Bulgaria, Czechia, Denmark, Estonia, Finland, France, Germany, Greece, Hungary, Iceland, Ireland, Italy, Latvia, Lithuania, Luxembourg, Netherlands, Norway, Poland, Portugal, Romania, Russia, Slovakia, Slovenia, Spain, Sweden, Switzerland, Turkey, Ukraine, United Kingdom

All city sizes (by population)

Megacity

> 8 million





Large

> 800 thousand

Small

< 800 thousand

All congestion levels

-  > 50%
-  25% - 50%
-  15% - 25%
-  < 15%

#	World rank	City	Country	Congestion level Diff to 2020
1	1	Istanbul	Turkey	62% ↑ 11%p
2	2	Moscow region (oblast)	Russia	61% ↑ 7%p
3	3	Kyiv	Ukraine	56% ↑ 5%p
4	6	Odessa	Ukraine	51% ↑ 7%p
5	7	Saint Petersburg	Russia	50% ↑ 6%p
6	8	Bucharest	Romania	50% ↑ 8%p
7	9	Novosibirsk	Russia	48% ↑ 3%p
8	12	Kharkiv	Ukraine	46% ↑ 3%p
9	13	Lodz	Poland	45% ↑ 3%p
10	14	Samara	Russia	44% ↑ 3%p
11	15	Yekaterinburg	Russia	43% ↑ 7%p
12	20	Krakow	Poland	42% ↑ 6%p
13	22	Wroclaw	Poland	41% ↑ 6%p
14	23	Rostov-on-Don	Russia	41% ↑ 7%p
15	25	Dnipro	Ukraine	40% ↑ 2%p
16	29	Izmir	Turkey	37% ↑ 7%p
17	30	Warsaw	Poland	37% ↑ 6%p
18	31	Athens	Greece	37% ↑ 3%p
19	32	Nizhny Novgorod	Russia	37% ↑ 7%p
20	33	Poznan	Poland	37% ↑ 6%p

#	World rank	City	Country	Congestion level Diff to 2020
21	35	Dublin	Ireland	36% ↓ 2%p
22	36	Palermo	Italy	36% ↑ 7%p
23	37	Paris	France	36% ↑ 4%p
24	38	Szczecin	Poland	36% ↑ 9%p
25	42	Marseille	France	35% ↑ 5%p
26	44	Edinburgh	United Kingdom	35% ↑ 3%p
27	45	Gdansk, Gdynia and Sopot	Poland	34% ↑ 5%p
28	48	Chelyabinsk	Russia	34% ↑ 3%p
29	50	Ankara	Turkey	34% ↑ 6%p
30	52	Brussels	Belgium	34% ↑ 5%p
31	54	Rome	Italy	33% ↑ 6%p
32	55	London	United Kingdom	33% ↑ 2%p
33	56	Kazan	Russia	33% ↑ 4%p
34	57	Toulon	France	33% ↑ 7%p
35	58	Omsk	Russia	33% ↑ 2%p
36	60	Hull	United Kingdom	32% ↑ 4%p
37	61	Messina	Italy	32% ↑ 7%p
38	62	Tomsk	Russia	32% ↑ 4%p
39	63	Bordeaux	France	32% ↑ 5%p
40	64	Brighton and Hove	United Kingdom	32% ↑ 4%p

#	World rank	City	Country	Congestion level Diff to 2020
41	69	Hamburg	Germany	31% ↑ 2%p
42	70	Wiesbaden	Germany	31% ↑ 5%p
43	72	Antalya	Turkey	31% ↑ 5%p
44	73	Bursa	Turkey	31% ↑ 6%p
45	75	Geneva	Switzerland	30% ↑ 1%p
46	76	Sofia	Bulgaria	30% – 0%p
47	77	Zurich	Switzerland	30% ↑ 3%p
48	78	Adana	Turkey	30% ↑ 3%p
49	79	Berlin	Germany	30% – 0%p
50	80	Catania	Italy	30% ↑ 7%p
51	83	Budapest	Hungary	30% ↑ 3%p
52	85	Naples	Italy	29% ↑ 4%p
53	86	Lyon	France	29% ↑ 4%p
54	87	Cork	Ireland	29% ↑ 3%p
55	91	Lublin	Poland	29% ↑ 3%p
56	92	Vienna	Austria	29% ↑ 3%p
57	93	Lugano	Switzerland	29% ↑ 3%p
58	95	Genoa	Italy	28% ↑ 1%p
59	96	Nice	France	28% ↑ 3%p
60	98	Luxembourg	Luxembourg	28% ↑ 3%p

#	World rank	City	Country	Congestion level Diff to 2020
61	99	Bournemouth	United Kingdom	28% ↑ 3%p
62	100	Milan	Italy	28% ↑ 5%p
63	101	Aachen	Germany	28% ↑ 2%p
64	103	Haarlem	Netherlands	28% ↑ 3%p
65	105	Limerick	Ireland	27% ↓ 1%p
66	106	Montpellier	France	27% ↑ 3%p
67	107	Grenoble	France	27% ↑ 1%p
68	108	Vilnius	Lithuania	27% ↑ 1%p
69	109	Gaziantep	Turkey	27% ↑ 3%p
70	110	Tallinn	Estonia	27% ↑ 1%p
71	111	Prague	Czechia	27% ↑ 4%p
72	113	Bydgoszcz	Poland	27% - 0%p
73	115	Belfast	United Kingdom	27% ↑ 2%p
74	116	Antwerp	Belgium	26% ↑ 2%p
75	117	The Hague	Netherlands	26% ↑ 2%p
76	118	Kosice	Slovakia	26% ↑ 3%p
77	119	Barcelona	Spain	26% ↑ 4%p
78	120	Bristol	United Kingdom	26% ↑ 3%p
79	121	Stockholm	Sweden	26% ↑ 3%p
80	124	Nuremberg	Germany	26% ↑ 1%p

#	World rank	City	Country	Congestion level Diff to 2020
81	125	Munich	Germany	26% ↑ 2%p
82	126	Palma de Mallorca	Spain	26% ↑ 10%p
83	127	Strasbourg	France	26% ↑ 4%p
84	128	Kassel	Germany	26% ↑ 2%p
85	129	Bialystok	Poland	25% ↑ 3%p
86	130	Thessaloniki	Greece	25% ↑ 3%p
87	132	Leicester	United Kingdom	25% ↑ 3%p
88	133	Liverpool	United Kingdom	25% ↑ 2%p
89	134	Bari	Italy	25% ↑ 2%p
90	135	Dresden	Germany	25% ↑ 2%p
91	137	Nantes	France	25% ↑ 3%p
92	138	Stuttgart	Germany	25% - 0%p
93	139	Cologne	Germany	24% ↑ 3%p
94	142	Manchester	United Kingdom	24% ↑ 2%p
95	143	Mersin	Turkey	24% ↑ 1%p
96	146	Florence	Italy	24% ↑ 7%p
97	147	Bonn	Germany	24% ↑ 3%p
98	150	Lausanne	Switzerland	24% ↑ 2%p
99	152	Brest	France	24% ↑ 3%p
100	153	Cardiff	United Kingdom	24% ↑ 3%p

#	World rank	City	Country	Congestion level Diff to 2020
101	154	Birmingham-Wolverhampton	United Kingdom	24% ↑ 5%p
102	155	Brno	Czechia	24% ↑ 2%p
103	156	Basel	Switzerland	24% ↑ 2%p
104	157	Rennes	France	24% ↑ 4%p
105	158	Porto	Portugal	23% ↓ 1%p
106	159	Bologna	Italy	23% ↑ 5%p
107	160	Reggio Calabria	Italy	23% ↑ 2%p
108	163	Toulouse	France	23% ↑ 2%p
109	164	Bratislava	Slovakia	23% ↓ 4%p
110	165	Salzburg	Austria	23% - 0%p
111	167	Portsmouth	United Kingdom	23% ↑ 1%p
112	168	Leipzig	Germany	23% - 0%p
113	173	Le Havre	France	23% ↑ 3%p
114	174	Riga	Latvia	22% - 0%p
115	175	Groningen	Netherlands	22% ↑ 2%p
116	176	Swansea	United Kingdom	22% ↑ 2%p
117	177	Turin	Italy	22% ↑ 2%p
118	178	Graz	Austria	22% ↓ 1%p
119	180	Lille	France	22% ↑ 2%p
120	181	Ljubljana	Slovenia	22% ↑ 5%p

#	World rank	City	Country	Congestion level Diff to 2020
121	182	Newcastle-Sunderland	United Kingdom	22% ↑ 3%p
122	183	Pescara	Italy	22% ↑ 5%p
123	184	Nottingham	United Kingdom	22% - 0%p
124	186	Glasgow	United Kingdom	22% ↑ 2%p
125	187	Granada	Spain	22% ↑ 2%p
126	188	Clermont-Ferrand	France	22% ↑ 1%p
127	189	Sheffield	United Kingdom	22% ↑ 2%p
128	191	Kiel	Germany	22% ↓ 1%p
129	192	Leuven	Belgium	22% ↑ 1%p
130	193	Leeds-Bradford	United Kingdom	22% ↑ 3%p
131	194	Lisbon	Portugal	22% ↓ 1%p
132	197	Leiden	Netherlands	21% - 0%p
133	198	Orleans	France	21% ↑ 3%p
134	199	Cagliari	Italy	21% ↑ 2%p
135	200	Apeldoorn	Netherlands	21% ↑ 1%p
136	202	Nijmegen	Netherlands	21% - 0%p
137	204	Prato	Italy	21% ↑ 3%p
138	205	Liege	Belgium	21% ↑ 5%p
139	207	Rouen	France	21% ↑ 3%p
140	208	Rotterdam	Netherlands	21% ↑ 2%p

#	World rank	City	Country	Congestion level Diff to 2020
141	209	Santa Cruz de Tenerife	Spain	21% ↑ 3%p
142	211	Arnhem	Netherlands	21% ↑ 2%p
143	213	Freiburg	Germany	21% ↑ 1%p
144	215	Mannheim	Germany	20% ↑ 2%p
145	216	Aarhus	Denmark	20% – 0%p
146	223	Trieste	Italy	20% ↑ 2%p
147	225	Frankfurt am Main	Germany	20% – 0%p
148	226	Bern	Switzerland	20% ↑ 2%p
149	228	Augsburg	Germany	20% ↑ 1%p
150	229	Breda	Netherlands	20% ↑ 1%p
151	230	Konya	Turkey	20% ↑ 3%p
152	231	Ruhr region west	Germany	20% – 0%p
153	232	Ghent	Belgium	20% ↑ 2%p
154	233	Copenhagen	Denmark	20% ↑ 2%p
155	235	Tilburg	Netherlands	20% ↑ 1%p
156	236	Hannover	Germany	20% ↑ 1%p
157	237	Southampton	United Kingdom	20% ↓ 4%p
158	238	Murcia	Spain	20% ↑ 4%p
159	240	Nancy	France	20% ↑ 2%p
160	241	A Coruna	Spain	20% ↑ 5%p

#	World rank	City	Country	Congestion level Diff to 2020
161	245	Preston	United Kingdom	20% ↑ 4%p
162	246	Oslo	Norway	20% – 0%p
163	247	Eindhoven	Netherlands	19% ↑ 1%p
164	248	Bielsko-Biala	Poland	19% ↑ 1%p
165	249	Saint-Etienne	France	19% ↑ 2%p
166	250	Munster	Germany	19% – 0%p
167	251	Kayseri	Turkey	19% ↑ 3%p
168	254	Turku	Finland	19% ↑ 1%p
169	255	Innsbruck	Austria	19% ↑ 2%p
170	256	Valencia	Spain	19% ↑ 2%p
171	257	Middlesbrough	United Kingdom	19% ↑ 1%p
172	258	Avignon	France	19% ↑ 2%p
173	263	Verona	Italy	19% ↑ 3%p
174	264	Livorno	Italy	19% ↑ 2%p
175	266	Bremen	Germany	19% – 0%p
176	268	Seville	Spain	19% ↑ 4%p
177	271	Ruhr region east	Germany	19% ↑ 1%p
178	272	Amsterdam	Netherlands	18% – 0%p
179	276	Madrid	Spain	18% ↑ 3%p
180	277	Malaga	Spain	18% ↑ 3%p

#	World rank	City	Country	Congestion level Diff to 2020
181	278	Uppsala	Sweden	18% ↓ 1%p
182	279	Bielefeld	Germany	18% ↑ 1%p
183	280	Namur	Belgium	18% ↑ 2%p
184	282	Amersfoort	Netherlands	18% ↑ 2%p
185	283	Le Mans	France	18% ↑ 2%p
186	286	Bruges	Belgium	18% ↑ 6%p
187	287	Las Palmas	Spain	18% ↑ 3%p
188	288	Santander	Spain	18% ↑ 2%p
189	289	Taranto	Italy	18% ↑ 2%p
190	290	Linz	Austria	17% - 0%p
191	291	Dijon	France	17% ↑ 1%p
192	292	Karlsruhe	Germany	17% ↓ 2%p
193	293	Stoke-on-Trent	United Kingdom	17% ↓ 2%p
194	294	Katowice urban area	Poland	17% ↑ 1%p
195	295	Reading	United Kingdom	17% ↓ 8%p
196	297	Reykjavik	Iceland	17% ↑ 1%p
197	299	Coventry	United Kingdom	17% - 0%p
198	300	Alicante	Spain	17% ↑ 3%p
199	306	Vitoria-Gasteiz	Spain	17% ↑ 3%p
200	308	Reggio Emilia	Italy	17% ↑ 3%p

#	World rank	City	Country	Congestion level Diff to 2020
201	309	Dusseldorf	Germany	16% ↓ 3%p
202	311	Gijon	Spain	16% ↑ 3%p
203	312	Pamplona	Spain	16% ↑ 1%p
204	313	Ravenna	Italy	16% ↑ 2%p
205	314	Zwolle	Netherlands	16% - 0%p
206	315	Tours	France	16% ↑ 1%p
207	317	Monchengladbach	Germany	16% ↓ 2%p
208	319	Wuppertal	Germany	16% - 0%p
209	320	Reims	France	16% ↑ 1%p
210	322	Helsinki	Finland	16% ↑ 1%p
211	325	Odense	Denmark	16% ↑ 1%p
212	327	Oviedo	Spain	16% ↑ 5%p
213	328	Parma	Italy	15% ↑ 1%p
214	329	Gothenburg	Sweden	15% ↑ 1%p
215	330	Tampere	Finland	15% ↑ 2%p
216	331	Braga	Portugal	15% - 0%p
217	332	Modena	Italy	15% ↑ 3%p
218	333	Utrecht	Netherlands	15% - 0%p
219	334	Padua	Italy	15% ↑ 2%p
220	336	Vigo	Spain	15% ↑ 2%p

#	World rank	City	Country	Congestion level Diff to 2020
221	337	Ostrava	Czechia	15% ↑ 2%p
222	342	Funchal	Portugal	15% ↑ 3%p
223	344	Den Bosch	Netherlands	15% ↑ 2%p
224	348	Kortrijk	Belgium	14% ↓ 1%p
225	350	Cordoba	Spain	14% ↑ 2%p
226	351	Malmö	Sweden	14% – 0%p
227	352	Zaragoza	Spain	14% ↑ 1%p
228	353	Brescia	Italy	14% ↑ 3%p
229	356	Valladolid	Spain	14% ↑ 1%p
230	358	San Sebastian	Spain	14% ↑ 3%p
231	362	Bergen	Norway	14% ↑ 1%p
232	364	Cartagena	Spain	14% ↑ 2%p
233	365	Charleroi	Belgium	13% ↑ 1%p
234	366	Bilbao	Spain	13% ↑ 1%p
235	373	Mons	Belgium	13% ↓ 7%p
236	374	Trondheim	Norway	13% ↑ 1%p
237	380	Coimbra	Portugal	13% ↑ 1%p
238	385	Stavanger	Norway	12% – 0%p
239	388	Cadiz	Spain	11% ↑ 3%p
240	392	Almere	Netherlands	10% – 0%p